

City Trees Catalog 2026




Minneapolis
City of Lakes

 **MINNEAPOLIS
CITY TREES**
Funded by the Climate Legacy Initiative

Introduction

This catalog contains all available trees for the 2026 City Trees planting programs. It includes an overview of each one to help you pick out the best trees for your yard. From mature height to sunlight needs, you can find it in this catalog! Pictures of each tree, including the bark, leaves, flowers, and fruit are also included.

We hope you love your new trees!



If you have any questions, please contact us:

TreeHealth@minneapolismn.gov

612-673-2606

Table of Contents

Shade trees:

1-7

- **Bur Oak**
- **White Oak**
- **Northern Catalpa**
- **Kentucky Coffeetree**
- **River Birch**
- **Ironwood**
- **Yellowwood**

Evergreen trees:

8-10

- **Eastern White Pine**
- **Eastern Red Cedar**
- **Arborvite 'Degroots Spire'**

Small trees:

11-12

- **Redbud 'Minnesota Strain'**
- **Pagoda Dogwood**


Fruit trees:

13-15

- **Evan's Bali Cherry**
- **Mount Royal Plum**
- **Serviceberry**

Bur Oak

Bur Oak is one of the most common trees in Minnesota. It grows into a beautiful, wide-stretching tree great for shade, windbreak, and energy conservation. It also helps with reducing stormwater. It is very resilient to bugs and diseases.



| | |
|--------------------|------------------|
| Height | 70 to 80 ft |
| Spread | 40 to 80 ft |
| Growth rate | Slow to moderate |
| Sun | Full |

| | |
|-------------------|------------------------|
| Soil | Well drained |
| Fall Color | Yellow/brown |
| Flowers | Drooping seed clusters |
| Native? | Yes |



White Oak

The White Oak is a very common tree to spot in Minnesota. It provides great shade and supports wildlife. In the fall, the leaves turn a beautiful deep red color. The tree only starts producing acorns after 20 years.



| | |
|--------------------|------------------|
| Height | 50 to 80 ft |
| Spread | 50 to 80 ft |
| Growth rate | Slow to moderate |
| Sun | Full |

| | |
|-------------------|-------------------------------|
| Soil | Moist, well drained |
| Fall Color | Red/brown |
| Flowers | Drooping seed cluster, acorns |
| Native? | Yes |



Northern Catalpa

The Northern Catalpa is a tall and upright shade tree. It has large, heart-shaped leaves and white flowers in the late spring.

Long seed pods ripen in late summer and last into the winter.

The catalpa grows moderately quickly and is an excellent shade tree or ash replacement.



| | |
|--------------------|---------------|
| Height | 40 to 70 ft |
| Spread | 20 to 50 ft |
| Growth rate | Moderate/fast |
| Sun | Full/partial |

| | |
|-------------------|---|
| Soil | Moist, well drained (tolerates wet sites) |
| Fall Color | Yellow |
| Flowers | White, large |
| Native? | Yes |



Kentucky Coffeetree

The Kentucky Coffeetree is a late bloomer every year with a slow growth rate. When it matures, it will have an interesting branching pattern. Plant this tree in an open location on the west or east side of your home. It is a seedless variety.




| | |
|--------------------|-------------|
| Height | 60 to 80 ft |
| Spread | 40 to 55 ft |
| Growth rate | Slow |
| Sun | Full |

| | |
|-------------------|---|
| Soil | Moist, well drained (tolerates wet sites) |
| Fall Color | Yellow |
| Flowers | None |
| Native? | Yes |




River Birch

The River Birch is a multi-stemmed tree with yellow fall colors and peeling, colored bark. Save energy with this tree by planting it on the west or east side of your home.



| | |
|--------------------|--------------|
| Height | 40 to 70 ft |
| Spread | 30 to 50 ft |
| Growth rate | Moderate |
| Sun | Full/partial |

| | |
|-------------------|---|
| Soil | Moist, well drained (tolerates wet sites) |
| Fall Color | Yellow |
| Flowers | None |
| Native? | Yes |



Ironwood

The Ironwood is a tough understory tree with beautiful birch-like leaves and grayish-brown flaky bark. It is a slow-growing, resilient tree with a relatively small mature size, making it a good choice for yards and smaller spaces.



| | |
|--------------------|--------------|
| Height | 20 to 40 ft |
| Spread | 20 to 30 ft |
| Growth rate | Slow |
| Sun | Full/partial |

| | |
|-------------------|---------------------|
| Soil | Moist, well drained |
| Fall Color | Golden yellow |
| Flowers | Drooping clusters |
| Native? | Yes |



Yellowwood

The Yellowwood is a medium- to large-sized tree at 30 to 50 feet high. It has smooth bark, large hanging clusters of fragrant white flowers, and clear yellow fall color. This is a great tree for shade in yards. It isn't widely planted in Minnesota, but has excellent potential!




| | |
|--------------------|-------------|
| Height | 30 to 50 ft |
| Spread | 40 to 55 ft |
| Growth rate | Moderate |
| Sun | Full |

| | |
|-------------------|---------------------|
| Soil | Moist, well drained |
| Fall Color | Yellow |
| Flowers | White, large |
| Native? | No |



Eastern White Pine

The Eastern White Pine is a large Minnesota native evergreen. It has bright green soft needles. This tree has a fast growth rate and is known for its longevity. Plant in an open sunny location and enjoy the greenery all year long. This tree is great for windbreaking.



| | |
|--------------------|---------------|
| Height | 75 to 100+ ft |
| Spread | 50 to 80 ft |
| Growth rate | Fast |
| Sun | Full/partial |

| | |
|-------------------|---------------------|
| Soil | Moist, well drained |
| Fall Color | Evergreen |
| Flowers | None |
| Native? | Yes |




Eastern Red Cedar

The Eastern Red Cedar is a sturdy Minnesota native evergreen. The scale-like needles are a beautiful green shade during the summer that turn slightly red to brown in the winter months. It must be grown in full sun and is tolerant of dry conditions.



| | |
|--------------------|-------------|
| Height | 30 to 65 ft |
| Spread | 8 to 25 ft |
| Growth rate | Moderate |
| Sun | Full |

| | |
|-------------------|---|
| Soil | Moist, well drained (tolerates dry sites) |
| Fall Color | Evergreen |
| Flowers | None |
| Native? | Yes |



Arborvitae 'Degroot's Spire'

Degroot's Spire Arborvitae is also known as the northern white cedar. It has an upright form and shorter height, so you can plant it under power lines or in tight spaces. You will have to trim it regularly if you want to keep it at a certain width.



| | |
|--------------------|--------------|
| Height | 10 ft |
| Spread | 4 ft |
| Growth rate | Slow |
| Sun | Full/partial |

| | |
|-------------------|---------------------|
| Soil | Moist, well drained |
| Fall Color | Evergreen |
| Flowers | None |
| Native? | Yes |




Pagoda Dogwood

The Pagoda Dogwood is a shrub-like tree. In late spring, fragrant white (sometimes yellowish) flowers bloom. During summer, small blue-black berries develop. These berries are bitter but non-toxic and attract small wildlife. It is a great decorative tree.



| | |
|--------------------|-------------|
| Height | 15 to 20 ft |
| Spread | 20 to 30 ft |
| Growth rate | Moderate |
| Sun | Partial |

| | |
|-------------------|---------------------|
| Soil | Moist, well drained |
| Fall Color | Red |
| Flowers | White clusters |
| Native? | Yes |




Redbud 'Minnesota Strain'

The Redbud is a small tree best known for its flowers. In early spring, stunning pink-magenta colored flowers bloom. These flowers attract birds and other pollinators.



| | |
|--------------------|--------------|
| Height | 20 to 30 ft |
| Spread | 25 to 35 ft |
| Growth rate | Fast |
| Sun | Full/partial |

| | |
|-------------------|---------------------|
| Soil | Moist, well drained |
| Fall Color | Yellow/red |
| Flowers | Pink/white |
| Native? | Yes |



Evan's Bali Cherry

Evan's Bali Cherry tree is self-pollinating, meaning it can pollinate itself without pollinators. It does well in cold climates and produces a lot of fruit and is loved by birds. The fruit has bright red skin with yellow flesh that ripens mid-late July. The tart cherry is great for jams, pies, and cobblers!



| | |
|--------------------|-------------|
| Height | 15 to 20 ft |
| Spread | 10 to 15 ft |
| Growth rate | Moderate |
| Sun | Full |

| | |
|-------------------|---------------------|
| Soil | Moist, well-drained |
| Fall Color | Orange |
| Flowers | White |
| Native? | No |



Mount Royal Plum

The Mount Royal Plum tree can help you create your own urban farm. The fruit from this tree is great for jellies, jams, sauces or can be enjoyed on its own. It needs full sun with well-drained soils.



| | |
|--------------------|-------------|
| Height | 10 to 12 ft |
| Spread | 8 to 10 ft |
| Growth rate | Moderate |
| Sun | Full |

| | |
|-------------------|---------------------|
| Soil | Moist, well-drained |
| Fall Color | Yellow |
| Flowers | Pink, white |
| Native? | No |



Serviceberry

The Serviceberry is a well-known, edible, small tree. It's also known as Juneberry or Shadbush. In spring, white flowers bloom. These flowers produce small dark purple berries mid-summer, and can be used in jams, jellies and pies. During fall, its leaves turn into vibrant yellows and reds.



| | |
|--------------------|--------------|
| Height | 15 to 30 ft |
| Spread | 15 to 20 ft |
| Growth rate | Moderate |
| Sun | Full/partial |

| | |
|-------------------|---------------------|
| Soil | Moist, well drained |
| Fall Color | Red/orange |
| Flowers | White |
| Native? | Yes |



Inspiration



Add some fall color to your yard!



Plant a row of trees for privacy!



Fill the empty space on your side yard!



Plant a shade tree and still have sun for your garden!



Mix in a new tree with your current landscaping!